

Banned Lamps

Beyond the Bans



1st May 2025

Fusion Lamps Range 2 - 8 | **Fusion Luminares Lighting Range** 10 - 19



Contents

LED Lamp Alternatives

Coming Soon - LED Compact Lamp Range	05
LED 2D Lamps	06
LED T5 Glass Tubes	06
LED T8 Glass Tubes	06
LED T5 Tri-Colour Glass Tubes	07
LED T8 Tri-Colour Glass Tubes	07
LED GY6.35 Capsule Lamps	08
2W LED G4 Capsule Lamps	08
3.3W LED G9 Capsule Lamps	08
4.4W LED G9 Capsule Lamps	08

LED Luminaire Alternatives

LED Tri-Colour Battens IP20.....	11
LED Non-Corrosive Fittings IP65.....	12
LED Linear Vapour Proof Fittings IP65	13
LED Slimline Colour Selectable Under Cabinet Lights IP20	13
Backlit LED Panels IP20	14
40W Panel Frame IP20	15
12W / 16W Klip LED Tri-Colour Bulkheads IP65	17
LED Circular Flexi-Fit Tri-Colour Downlights IP20.....	18
LED Low Profile Commercial Downlight IP20.....	19
4.1W Emergency Conversion Kit IP20.....	19

Banned Lamps

UK Lamp Market Bans

The lamps sector has undergone major changes in the last fifteen years, most of which have been driven by the move towards greater energy efficiencies and lower carbon emissions.

As part of the EU Restriction of Hazardous Substances (RoHS) directive. The fluorescent lamp ban aimed to reduce mercury use in electrical or electronic equipment. Therefore, September 2023, February 2024 and February 2025 witnessed new regulations requiring the phase out of Fluorescent Lamps from the UK market. These phase outs meant that no further product from the stipulated dates could be imported or manufactured in the UK. However any products already held in stocks could still be sold and installed.

The UK government states that this new legislation will enforce the significant change to more energy efficient and longer lasting LED lamps. It is claimed this will stop 1.26 million tonnes of carbon being emitted annually and will save consumers an average of £75 each year on energy bills.

UK Lamp Ban Timeline



September 2023

T8 Fluorescent Tubes [2ft, 4ft & 5ft]



Mains Voltage Halogen Capsules [G4, GY6.35 G9 Cap]



February 2024

Compact Fluorescent Lamps [CFL's]



T5 Fluorescent Tubes [all lengths]



T8 Fluorescent Tubes [remaining lengths]



February 2025

Compact Fluorescent Lamps [2D 28W/38W]



It is important to note that suppliers are able to sell through existing stocks, also any banned products placed on the market before each enforcement date may also be sold.

Check Online or your local branch for latest stock availability



Please Note:

All energy saving calculations are based on an electricity cost of £0.2486 kWh.

Carbon emission calculations are based on the UK Government Emission Factor of 0.207kg / CO₂e / kWh of electricity produced.

Depending on which icons are present, this indicates what control gear changes are required for the retrofit LED lamps to operate.



EASY INSTALL

This icon indicates that the process to retrofit to this LED lamp is much easier as only the starter needs to be removed or replaced when operating on switch start control gear.



ADVANCED INSTALL

This icon indicates that the process to retrofit to this LED lamp is more complex as the bypassing of control gear is required.



Direct Retrofit
– no change required

NOTE: Fusion Lamps always recommends the bypassing of all control gear in every installation for increased efficiency and longevity. Wiring diagrams are available upon request.

LED Lamp Alternatives

Coming Soon...

LED Compact Lamp Range



Following the February 2024 phase out of the compact fluorescent lamp, Fusion are pleased to announce the imminent arrival of the new direct to mains range of LED CFL's.

The utmost care has been taken to create a range that mimics both aesthetics and performance to create a seamless transition for a more energy efficient solution.

LED Single Compact Lamps

- Suitable replacement for 7 - 11W single compact fluorescent lamps
- Ideal for use in commercial and retail applications
- Lamp life: 30,000 hrs



LED Double Compact Lamps

- Suitable replacement for 13 - 26W double compact fluorescent lamps
- Ideal for use in commercial and retail applications
- Lamp life: 30,000 hrs



LED Triple Compact Lamps

- Suitable replacement for 18 - 42W triple compact fluorescent lamps
- Ideal for use in commercial and retail applications
- Lamp life: 30,000 hrs



LED Long Compact Lamps

- Suitable replacement for 18 - 55W long compact fluorescent lamps
- Ideal for use in commercial and retail applications
- Lamp life: 30,000 hrs



**2 YEARS
WARRANTY**



ADVANCED INSTALL

This icon indicates that the process to retrofit to this LED lamp is more complex as the bypassing of control gear is required.

Ask at your local branch for latest stock availability

LED Lamp Alternatives

LED 2D Lamps

- Suitable replacement for 16, 28 and 38W compact fluorescent 2D lamps
- Lamp life: 30,000 hrs



3 YEARS
GUARANTEE



EASY
INSTALL

Code	Wattage	Cap	Lumens	1+	10+
Non-Dimmable – Cool White – 4000K					
2123-0989	8W	GR8 2 Pin	800 lm	£19.75	£18.75
2123-0992	8W	GR10q 4 Pin	800 lm	£19.75	£18.75
2123-0980	14W	GR8 2 Pin	1400 lm	£21.95	£20.95
2123-0983	14W	GR10q 4 Pin	1400 lm	£21.95	£20.95
2123-0986	18W	GR10q 4 Pin	2000 lm	£26.95	£25.95

FROM
£19.75
+VAT

kgCO₂e SAVING
UP TO 186.30 OVER 30,000
kgCO₂e hrs

YOU SAVE
UP TO £223.74 OVER 30,000
hrs

ENERGY SAVING COMPARISON: 18W LED 2D vs 38W 2D & Control Gear (10W)

LED T5 Glass Tubes

- Suitable replacement for fluorescent tubes
- Beam angle: 200°
- Lamp life: 25,000 hrs



3 YEARS
GUARANTEE



ADVANCED
INSTALL

FROM
£11.05
+VAT

Code	Length	Wattage	Lumens	1+	10+
Non-Dimmable – Cool White – 4000K					
2772-8041	2 ft	8W	880 lm	£11.05	£10.75
2772-8032	3 ft	12W	1320 lm	£13.75	£12.75
2772-8035	4 ft	16W	1760 lm	£15.50	£14.95
2772-8038	5 ft	20W	2200 lm	£17.75	£17.25

kgCO₂e SAVING
UP TO 103.50 OVER 25,000
kgCO₂e hrs

YOU SAVE
UP TO £124.30 OVER 25,000
hrs

ENERGY SAVING COMPARISON: 20W LED T5 Tube vs 35W T5 & Control Gear (5W)

LED T8 Glass Tubes

- Suitable replacement for fluorescent tubes
- Complete with LED starter for use in switch start retrofit installations
- Beam angle: 300°
- Lamp life: 25,000 hrs



3 YEARS
GUARANTEE



EASY
INSTALL



ADVANCED
INSTALL*

* when replacing within a high frequency fixture

FROM
£7.95
+VAT

Code	Length	Wattage	Lumens	1+	5+
Non-Dimmable – Cool White – 4000K					
2096-0905	2 ft	9W	1080 lm	£7.95	£7.45
2096-0911	3 ft	14W	1680 lm	£10.25	£9.80
2096-0923	4 ft	18W	2160 lm	£13.15	£12.65
2096-0932	5 ft	24W	2880 lm	£15.75	£15.25
2096-0938	6 ft	30W	3600 lm	£28.95	£27.95

kgCO₂e SAVING
UP TO 248.40 OVER 25,000
kgCO₂e hrs

YOU SAVE
UP TO £298.32 OVER 25,000
hrs

ENERGY SAVING COMPARISON: 30W LED T8 Tube vs 70W T8 & Control Gear (8W)

LED T5 Tri-Colour Glass Tubes

- Suitable replacement for fluorescent tubes
- Selectable colour temperature:
Warm white 3000K, cool white 4000K and daylight 6500K
- Complete with LED starter for use in switch start retrofit installations
- Beam angle: 200°
- Lamp life: 25,000 hrs



**ADVANCED
INSTALL**

Code	Length	Wattage	Lumens	1+	5+
Non-Dimmable					
2834-0626	2 ft	8W	880 lm	£12.38	£11.96
2834-0617	3 ft	12W	1320 lm	£14.85	£14.36
2834-0620	4 ft	16W	1760 lm	£17.33	£16.75
2834-0623	5 ft	20W	2200 lm	£19.69	£19.04

kgCO2e SAVING

UP TO 67.28 kgCO2e **OVER 25,000 hrs**

YOU SAVE

UP TO £80.80 **OVER 25,000 hrs**

ENERGY SAVING COMPARISON: 12W LED T8 CCT Tube vs 21W T8 & Control Gear (4W)

**3 YEARS
GUARANTEE**

**FROM
£12.38
+VAT**

LED T8 Tri-Colour Glass Tubes

- Suitable replacement for fluorescent tubes
- Complete with LED starter for use in switch start retrofit installations
- Selectable colour temperature:
Warm white 3000K, cool white 4000K and daylight 6500K
- Complete with LED starter for use in switch start retrofit installations
- Beam angle: 300°
- Lamp life: 25,000 hrs

Code	Length	Wattage	Lumens	1+	5+
Non-Dimmable					
2772-8017	2 ft	9W	1080 lm	£8.05	£7.75
2772-8020	3 ft	14W	1680 lm	£11.25	£10.80
2772-8023	4 ft	18W	2160 lm	£13.95	£13.50
2772-8026	5 ft	24W	2880 lm	£16.35	£15.65
2772-8029	6 ft	30W	3600 lm	£29.95	£28.95

kgCO2e SAVING

UP TO 217.35 kgCO2e **OVER 25,000 hrs**

YOU SAVE

UP TO £261.03 **OVER 25,000 hrs**

ENERGY SAVING COMPARISON: 24W LED T8 CCT Tube vs 58W T8 & Control Gear (8W)



**EASY
INSTALL**



**ADVANCED
INSTALL***

* when replacing within a high frequency fixture

**3 YEARS
GUARANTEE**

**FROM
£8.05
+VAT**

LED GY6.35 Capsule Lamps 12V

- Suitable replacement for 35W halogen lamps
- Lamp life: 15,000 hrs



Direct Retrofit
- no change required

Code	Wattage	Lumens	1+	10+
Non-Dimmable - Warm White - 2700K				
2786-2006	2.6W	300 lm	£7.50	£6.95
2786-2012	4W	470 lm	£8.25	£7.75
Non-Dimmable - Cool White - 4000K				
2786-2003	2.6W	300 lm	£7.50	£6.95
2786-2009	4W	470 lm	£8.25	£7.75

kgCO2e SAVING
UP TO **142.83** OVER 15,000 hrs
kgCO2e

YOU SAVE
UP TO **£171.53** OVER 15,000 hrs

ENERGY SAVING COMPARISON: 4W LED GY6.35 vs 50W Halogen GY6.35



2786-2006



2786-2012

1 YEAR
GUARANTEE

FROM
£7.50
+VAT

2W LED G4 Capsule Lamps 12V

- Suitable replacement for 10 and 20W halogen lamps
- Lamp life: 15,000 hrs
- Pack of 2
- Guarantee: 1 Year



Direct Retrofit
- no change required

ONLY
£10.50
+VAT

Code	Lumens	1+	10+
Non-Dimmable - Warm White - 3000K			
2196-2761	200 lm	£10.50	£9.95
Non-Dimmable - Cool White - 4000K			
2247-2401	200 lm	£10.50	£9.95

kgCO2e SAVING
UP TO **55.89** OVER 15,000 hrs
kgCO2e

YOU SAVE
UP TO **£67.12** OVER 15,000 hrs

ENERGY SAVING COMPARISON: 2W LED G4 vs 20W Halogen G4

3.3W LED G9 Capsule Lamps 230V

- Suitable replacement for 40W halogen lamps
- Lamp life: 15,000 hrs
- Pack of 2
- Guarantee: 1 Year



Direct Retrofit
- no change required

ONLY
£10.95
+VAT

Code	Lumens	1+	10+
Non-Dimmable - Warm White - 3000K			
2196-2764	350 lm	£10.95	£10.50
Non-Dimmable - Cool White - 4000K			
2247-2404	350 lm	£10.95	£10.50

kgCO2e SAVING
UP TO **113.95** OVER 15,000 hrs
kgCO2e

YOU SAVE
UP TO **£136.85** OVER 15,000 hrs

ENERGY SAVING COMPARISON: 3.3W LED G9 vs 40W Halogen G9

4.4W LED G9 Capsule Lamps 230V

- Suitable replacement for 40W halogen lamps
- Lamp life: 15,000 hrs
- Guarantee: 1 Year



Direct Retrofit
- no change required

ONLY
£6.75
+VAT

Code	Lumens	1+	10+
Dimmable - Warm White - 3000K			
2658-6514	470 lm	£6.75	£6.25
Dimmable - Cool White - 4000K			
2705-9821	480 lm	£6.75	£6.25

kgCO2e SAVING
UP TO **110.54** OVER 15,000 hrs
kgCO2e

YOU SAVE
UP TO **£132.75** OVER 15,000 hrs

ENERGY SAVING COMPARISON: 4.4W LED G9 vs 40W Halogen G9

Free Lighting Design Service

Exclusively from Fusion Luminaires

Our comprehensive service includes:



Plans

Product overview, representational floor plan and placement references.



Results Overview

Illumination levels and product requirements for individual rooms.



Optional 3D Renderings

Visual representation of the final installation.



Full Product Specifications

Detailed specs for all products used.




Optional Energy Savings Report

Showcase usage and potential monetary savings.



Transform your space with our expert lighting design!





Please Note:

All energy saving calculations are based on an electricity cost of £0.2486 kWh.

Carbon emission calculations are based on the UK Government Emission Factor of 0.207kg / CO₂e / kWh of electricity produced.

LED Luminaire Alternatives

LED Tri-Colour Battens IP20

- Steel body with powder-coated finish
- Polycarbonate UV stabilised diffuser
- Quick-release access system with LED array safety cords, for easy installation
- Ideal retrofit option for existing T8 or T5 fixtures
- Colour temperature: Warm white 3000K, cool white 4000K and daylight 6500K
- Lamp life: 50,000 hrs
- Dimensions: 72 mm[W] x 72.5 mm[D]
- Mounted: Surface or suspended

Microwave features:

- Detection angle [ceiling]: 360°
[wall]: 150°
- Detection range: 10 m
- Timer adjustment: 5 secs, 30 secs, 90 secs, 5 mins, 20 mins or 30 mins

Code	Size	Wattage	Sensor	Lumens	Length	Price			
Standard									
2756-5063	2 ft	10W	-	1200 lm	600 mm	1+	£29.95	10+	£29.20
2756-5066	4 ft	20W	-	2400 lm	1200 mm	1+	£31.95	10+	£31.15
2756-5081	5 ft	30W	-	3600 lm	1500 mm	1+	£36.50	10+	£35.60
2756-5093	5 ft	30W	Microwave	3600 lm	1500 mm	1+	£55.50	10+	£54.10
2756-5111	6 ft	40W	-	4800 lm	1800 mm	1+	£44.95	10+	£43.85
Standard – High Output									
2756-5075	4 ft	40W	-	4800 lm	1200 mm	1+	£48.75	10+	£47.55
2756-5099	5 ft	60W	-	7200 lm	1500 mm	1+	£50.25	10+	£48.95
2756-5105	5 ft	60W	Microwave	7200 lm	1500 mm	1+	£76.95	10+	£75.05
2756-5117	6 ft	67W	-	8040 lm	1800 mm	1+	£64.95	10+	£63.95
3 hr Maintained Emergency									
2756-5072	4 ft	20W	-	2400 lm	1200 mm	1+	£76.95	3+	£75.05
2756-5087	5 ft	30W	-	3600 lm	1500 mm	1+	£81.95	3+	£79.90
2756-5096	5 ft	30W	Microwave	3600 lm	1500 mm	1+	£97.50	3+	£95.05
2756-5114	6 ft	40W	-	4800 lm	1800 mm	1+	£87.25	3+	£85.05
3 hr Maintained Emergency – High Output									
2756-5078	4 ft	40W	-	4800 lm	1200 mm	1+	£94.95	3+	£92.60
2756-5102	5 ft	60W	-	7200 lm	1500 mm	1+	£92.50	3+	£90.20
2756-5108	5 ft	60W	Microwave	7200 lm	1500 mm	1+	£116.95	3+	£114.05
2756-5120	6 ft	67W	-	8040 lm	1800 mm	1+	£102.50	3+	£99.95


kgCO₂e SAVING

UP TO **372.60** OVER 50,000 hrs
kgCO₂e

YOU SAVE

UP TO **£447.48** OVER 50,000 hrs

ENERGY SAVING COMPARISON: 30W LED Batten vs 58W T8 Fluorescent Lamp & Control Gear [8W]



Visit cef.co.uk for video demonstration

1 YEAR ON-SITE WARRANTY

5 YEARS GUARANTEE [2 YEARS EMERGENCY]

FROM
£31.25 +VAT

LED Non-Corrosive Fittings IP65

- Polycarbonate body and purpose-designed opal diffuser
- Integrated LED
- Colour temperature: Cool white 4000K
- Lamp life: 50,000 hrs
- Impact rating: IK08
- Mounted: Surface or suspended

Microwave features:

- Detection angle [ceiling]: 360°
[wall]: 150°
- Detection range: 10 m
- Timer adjustment: 5 secs, 30 secs,
90 secs, 5 mins, 20 mins or 30 mins

Includes:

- Stainless steel fixing clips
- Gear tray extension cords

Code	Size	Wattage	Lumens	Length	Width	Depth	1+	10+
Standard								
2613-7831	2 ft	9W	1100 lm	600 mm	96 mm	79 mm	£23.48	£22.46
2613-7894	4 ft	18W	2200 lm	1200 mm	96 mm	79 mm	£31.81	£30.43
2613-7846	5 ft	23W	2800 lm	1500 mm	96 mm	79 mm	£36.61	£35.02
2613-7858	6 ft	27W	3200 lm	1800 mm	96 mm	83 mm	£44.95	£42.99
Standard – High Output								
2613-7834	2 ft	18W	2200 lm	600 mm	96 mm	79 mm	£30.19	£28.88
2613-7840	4 ft	40W	4800 lm	1200 mm	96 mm	79 mm	£42.07	£40.24
2613-7852	5 ft	48W	5800 lm	1500 mm	96 mm	79 mm	£47.82	£45.74
2613-7864	6 ft	55W	6600 lm	1800 mm	96 mm	83 mm	£65.65	£62.79
Standard – Microwave Sensor								
2726-9278	5 ft	23W	2800 lm	1500 mm	96 mm	79 mm	£60.85	£58.21
2726-9272	5 ft	48W	5800 lm	1500 mm	96 mm	79 mm	£74.65	£71.41
Code	Size	Wattage	Lumens	Length	Width	Depth	1+	3+
3 hr Maintained Emergency								
2613-7837	4 ft	18W	2200 lm	1200 mm	96 mm	79 mm	£71.88	£68.75
2613-7849	5 ft	23W	2800 lm	1500 mm	96 mm	79 mm	£79.54	£76.08
2613-7861	6 ft	27W	3200 lm	1800 mm	96 mm	83 mm	£89.99	£86.08
3 hr Maintained Emergency – High Output								
2613-7843	4 ft	40W	4800 lm	1200 mm	96 mm	79 mm	£87.40	£83.60
2613-7855	5 ft	48W	5800 lm	1500 mm	96 mm	79 mm	£93.25	£89.19
2613-7867	6 ft	55W	6600 lm	1800 mm	96 mm	83 mm	£112.99	£108.08
3 hr Maintained Emergency – Microwave Sensor								
2726-9281	5 ft	23W	2800 lm	1500 mm	96 mm	79 mm	£106.09	£101.48
2726-9275	5 ft	48W	5800 lm	1500 mm	96 mm	79 mm	£124.10	£118.71



**1 YEAR
ON-SITE
GUARANTEE**

**5 YEARS
GUARANTEE
[2 YEARS
EMERGENCY]**



Visit cef.co.uk for
video demonstration

kgCO2e SAVING

UP TO 972.90 OVER
kgCO2e 50,000
hrs

YOU SAVE

UP TO £1,168.42 OVER
£ 50,000
hrs

ENERGY SAVING COMPARISON:

48W LED Non Corrosive vs 2 x 58W T8
Fluorescent Lamps & Control Gear [26W]

**FROM
£23.48
+VAT**



LED Linear Vapour Proof Fittings IP65

- Slim extruded single-piece polycarbonate body and opal diffuser
- Colour temperature: Cool white 4000K
- Lamp life: 25,000 hrs
- Dimensions: 53 mm[W] x 35 mm[D]
- Mounted: Surface or suspended



Includes:

- Stainless steel fixing clips
- Entry gland
- Quick-fit terminals



2 YEARS
GUARANTEE

FROM
£22.95
+VAT

Code	Size	Wattage	Lumens	Length	1+	10+
Single						
2607-5575	4 ft	36W	3600 lm	1261 mm	£22.95	£21.95
2607-5578	5 ft	45W	4500 lm	1541 mm	£29.25	£28.25
2607-5581	6 ft	60W	6000 lm	1841 mm	£44.25	£43.25

kgCO2e SAVING

UP TO **93.15** OVER 25,000 hrs
kgCO2e

YOU SAVE

UP TO **£111.87** OVER 25,000 hrs

ENERGY SAVING COMPARISON: 60W LED Vapour Proof Vs 70W T8 Fluorescent Lamp & Control Gear (26W)

LED Slimline Colour Selectable Under Cabinet Lights IP20

- Suitable replacement for traditional T4 and T5 fluorescent fittings
- Compact, surface mounted design
- Selectable colour temperature: Warm white 3000K and cool white 4000K
- Beam angle: 150°
- Lamp life: 30,000 hrs

Includes:

- 1.5 m Mains cable
- 170 mm Link cable
- Fixing brackets
- Connector

Code	Wattage	Length	Lumens	1+	5+
2795-8372	4W	225 mm	400 lm	£15.95	£15.50
2795-8369	4W	288 mm	450 lm	£17.50	£17.05
2795-8378	7W	516 mm	850 lm	£20.95	£20.50
2795-8360	13W	849 mm	1500 lm	£25.95	£25.25
2795-8363	18W	1149 mm	1800 lm	£29.95	£29.25

kgCO2e SAVING

UP TO **74.52** OVER 30,000 hrs
kgCO2e

YOU SAVE

UP TO **£89.50** OVER 30,000 hrs

ENERGY SAVING COMPARISON: 13W LED Link Light Vs 21W T5 Link Light (4W)



3 YEARS
GUARANTEE

FROM
£15.95
+VAT



CCT Colour Select

30W Backlit LED TP[b] Panel IP20

- Aluminium body with low glare opal polycarbonate TP[b] diffuser
- Lamp life: 50,000 hrs
- Mounted: Recessed
- Optional emergency pack available
- Optional dimmable drivers available



Includes:

- Plug-and-play driver

Code	Lumens	Length	Width	Depth	1+	10+
Non-Dimmable – Cool White – 4000K						
2831-3992	3150 lm	595 mm	595 mm	34 mm	£21.95	£20.95

kgCO2e SAVING		
UP TO	600.30	OVER 50,000 hrs

YOU SAVE		
UP TO	£720.94	OVER 50,000 hrs

ENERGY SAVING COMPARISON: 30w LED Panel Vs 4x18W Fluorescent Lamps & Control Gear (16W)

1 YEAR
ON-SITE
WARRANTY2 YEARS
EMERGENCY
WARRANTY5 YEARS
WARRANTYONLY
£21.95
+VAT

36W Backlit TP[a] Tri-Colour LED Panel IP20

- Aluminium body with low glare opal polycarbonate diffuser
- Selectable colour temperature: Warm white 3000K, cool white 4000K and daylight 6500K
- Optional emergency conversion pack – sold separately [2628-3835]
- Lumen output: 50,000 hrs
- Lamp life: 50,000 hrs
- Mounted: Recessed



Code	Length	Width	Depth	1+	10+
Non-Dimmable					
2831-3989	595 mm	595 mm	34 mm	£27.95	£26.95

kgCO2e SAVING		
UP TO	538.20	OVER 50,000 hrs

YOU SAVE		
UP TO	£646.36	OVER 50,000 hrs

ENERGY SAVING COMPARISON: 36w LED Panel Vs 4x18W Fluorescent Lamps & Control Gear (16W)

1 YEAR
ON-SITE
WARRANTY2 YEARS
EMERGENCY
WARRANTY5 YEARS
WARRANTYONLY
£27.95
+VAT

40W LED Panel Frame IP20

- Slots into a regular 600 mm x 600 mm aperture, providing an illuminated border around an existing ceiling tile
- Aluminium frame with polycarbonate lens
- Optional emergency conversion pack – sold separately [2628-3835]
- Non-dimmable
- Lumen output: 4,000 lm
- Lamp life: 25,000 hrs
- Mounted: Recessed



Includes:

- Plug-and-play driver

Code	Length	Width	Depth	1+	10+
Standard – Cool White – 4000K					
2789-8966	595 mm	595 mm	34 mm	£26.95	£25.95

kgCO2e SAVING		
UP TO	248.40	OVER 25,000 hrs

YOU SAVE		
UP TO	£298.32	OVER 25,000 hrs

ENERGY SAVING COMPARISON: 40w LED Panel Vs 4x18W Fluorescent Lamps & Control Gear (16W)

**1 YEAR
ON-SITE
WARRANTY**

**2 YEARS
EMERGENCY
WARRANTY**

**5 YEARS
WARRANTY**

**ONLY
£26.95
+VAT**



12W / 16W Dome LED Tri-Colour Bulkheads IP65

- Polycarbonate body and opal diffuser
- Screwless twist-and-lock bezel
- Selectable colour temperature: Warm white 3000K, cool white 4000K or daylight 6500K
- Switch located on the driver takes the fitting down to 12W for increased energy savings
- Lumen output [12W]: 1,200 - 1,300 lm
[16W]: 1,600 - 1,700 lm

Microwave features:

- Detection angle: 360°
- Detection range: 10 m
- Timer adjustment: 5 secs - 10 mins

Includes:

- Standard white bezel

Optional Bezels:



Visit cef.co.uk for video demonstration

CCT SELECTABLE

- Dome fittings have a built-in CCT colour select function [WW / CW / DL]
- The colour temperature can be changed by adjusting the switch on the LED gear tray



WATTAGE SELECTABLE

- The Dome Bulkhead has a built-in Wattage selection function [12W or 16W]. The wattage can be changed by adjusting the switch on the LED Driver.



ON = 16W

1 = 12W

WIRING

- Push-fit [loop-in / loop-out] terminal block



ACCESS

- Tool-free hinged gear tray



EMERGENCY

- Maintained emergency [3 hr / 180 mins] versions available
- Emergency lumen output: 80 lm



MICROWAVE SENSOR

- Dip switch programmable microwave sensor with corridor function is also available.



Code	Sensor	Lamp Life	Depth	Ø	Price		
Standard							
2704-3078	No	30000 hrs	82.5 mm	320 mm	1+	£23.60	5+ £22.15
2704-3147	Microwave	30000 hrs	82.5 mm	320 mm	1+	£42.95	5+ £40.95
3 hr Maintained Emergency							
2704-3144	No	20000 hrs	82.5 mm	320 mm	1+	£44.60	3+ £42.60
2704-3150	Microwave	20000 hrs	82.5 mm	320 mm	1+	£64.95	3+ £62.95
Code	Colour					1+	3+
Bezels – To Be Ordered Separately							
2722-3345	Chrome					£7.95	£7.75
2722-3348	Polished Brass					£12.95	£12.75

1 YEAR
ON-SITE
WARRANTY

5 YEARS
WARRANTY
[2 YEARS
EMERGENCY]

FROM
£23.60
+VAT

kgCO2e SAVING

UP TO **86.94** OVER 30,000 hrs
kgCO2e

YOU SAVE

UP TO **£104.41** OVER 30,000 hrs

ENERGY SAVING COMPARISON: 12W LED Bulkhead vs 16W 2D & Control Gear (10W)


12W / 16W Klip LED Tri-Colour Bulkheads IP65

- Polycarbonate body and opal diffuser
- Selectable colour temperature:
Warm white 3000K, cool white 4000K or daylight 6500K
- Switch located on the driver takes the fitting down to 12W for increased energy savings
- Lumen output [12W]: 1,200 - 1,300 lm
[16W]: 1,600 - 1,700 lm

Includes:

- Standard white bezel

Optional Bezels:



CLIP-ON BEZELS

- 9 x Clip-on bezels available [white bezel included]
- Conduit knockouts on bezel
- Bezels hide fixings when installed



Code	Sensor	Depth	Ø	Price			
Standard							
2704-3168	No	95 mm	340 mm	1+	£30.75	5+	£29.30
2704-3174	Microwave	95 mm	340 mm	1+	£49.75	5+	£47.75
3 hr Maintained Emergency							
2704-3171	No	95 mm	340 mm	1+	£51.95	3+	£49.95
2704-3177	Microwave	95 mm	340 mm	1+	£69.95	3+	£67.95
Code	Colour				1+		5+
Standard Bezels – To Be Ordered Separately							
2743-9111	Anthracite				£5.25		£4.95
2631-9289	Black				£3.50		£3.25
2631-9292	Chrome				£7.25		£6.95
2631-9307	White				£3.50		£3.25
Eyelid Bezels – To Be Ordered Separately							
2743-9114	Anthracite				£5.25		£4.95
2631-9295	Black				£3.50		£3.25
2631-9298	White				£3.50		£3.25
Grille Bezels – To Be Ordered Separately							
2631-9301	Black				£3.50		£3.25
2631-9304	White				£3.50		£3.25
Code	Description						1+
2633-1619	Tamper Proof Screws and Tool						£4.50


- Optional tamper-proof fixings – sold separately [2633-1619]
- Lamp life: 30,000 hrs

Microwave features:

- Detection angle 360°
- Detection range: 12 m
- Timer adjustment: 0 - 20 mins



Visit cef.co.uk for video demonstration



CCT SELECTABLE

CCT Colour Select Function
[WW / CW / DL]



WIRING

Push-fit [loop-in / loop-out] terminal block



WATTAGE SELECT

Easily change between 12W and 16W



MICROWAVE SENSOR

DIP Switch programmable microwave sensor with corridor function



TAMPER-PROOF SCREWS & TOOL

Sold separately [2633-1619]

ACCESS

- Self-retaining screws
- Tool-free hinged gear tray



MOUNTING & FIXING

- 4 x 20 mm Conduit entry points
- 2 x Rear cable entry points
- Wiring recess on base with knockouts
- 55 mm BESA Conduit box mounting
- 12 x Pilot holes for surface mounting

**1 YEAR
ON-SITE
GUARANTEE**

**5 YEARS
GUARANTEE
[2 YEARS
EMERGENCY]**

kgCO2e SAVING

UP TO **136.62** OVER 30,000 hrs
kgCO2e

YOU SAVE

UP TO **£164.08** OVER 30,000 hrs

ENERGY SAVING COMPARISON: 16W LED Bulkhead vs 28W 2D & Control Gear (6W)

**FROM
£30.75 +VAT**

LED Circular Flexi-Fit Tri-Colour Downlights IP20

- White body with opal polycarbonate diffuser
- Integrated switch to select colour temperatures
- Adjustable spring clips allow recessed mounting in downlight holes
- Selectable colour temperature: Warm white 3000K, cool white 4000K and daylight 6000K
- Interchangeable magnetic bezels available – sold separately
- Mounted: Surface or recessed
- Lamp life: 30,000 hrs

Includes:
■ Integrated driver



MAGNETIC BEZELS

The Flexi-Fit bezel is white as standard. Additional magnetic bezels are sold separately, allowing the option to tailor the fitting to preferred aesthetics.



CCT SELECTABLE

CCT Colour Select switch [WW / CW / DW]



6W Downlight

- Lumen output: 390, 420 or 450 lm

Code	Depth	Ø	Cut Out Ø	1+	10+
2606-9203	15 mm	140 mm	55 - 100 mm	£17.75	£16.75
Code	Finish			1+	10+
Magnetic Bezel					
2606-9218	Chrome			£4.75	£4.25
2606-9215	Matt Black			£4.75	£4.25
2606-9221	Satin Nickel			£4.75	£4.25

12W Downlight

- Lumen output: 900, 930 or 960 lm

Code	Depth	Ø	Cut Out Ø	1+	10+
2827-5349	15 mm	165 mm	55 - 125 mm	£18.95	£17.95
Code	Finish			1+	10+
Magnetic Bezel					
2827-5343	Chrome			£5.50	£4.95
2827-5340	Matt Black			£5.50	£4.95
2827-5346	Satin Nickel			£5.50	£4.95

18W Downlight

- Lumen output: 1,500, 1,530 or 1,560 lm

Code	Depth	Ø	Cut Out Ø	1+	10+
2604-0979	15 mm	217 mm	55 - 175 mm	£25.95	£24.95
Code	Finish			1+	10+
Magnetic Bezel					
2604-0985	Chrome			£5.95	£5.50
2604-0982	Matt Black			£5.95	£5.50
2604-0988	Satin Nickel			£5.95	£5.50

24W Downlight

- Lumen output: 1,980, 2,010 or 2,040 lm

Code	Depth	Ø	Cut Out Ø	1+	10+
2606-9200	15 mm	290 mm	60 - 250 mm	£37.95	£36.95
Code	Finish			1+	10+
Magnetic Bezel					
2606-9209	Chrome			£7.95	£7.50
2606-9206	Matt Black			£7.95	£7.50
2606-9212	Satin Nickel			£7.95	£7.50

SURFACE MOUNTED

By using the bracket, screws and wall plugs, the fitting can be surface mounted.



RECESS MOUNTED

The spring-clips are adjustable, which allows it to be used in cut-out sizes from 55 to 250 mm depending on the luminaire wattage.



Visit cef.co.uk for video demonstration

**2 YEARS
GUARANTEE**

kgCO₂e SAVING

UP TO **285.66** OVER 30,000 hrs
kgCO₂e

YOU SAVE

UP TO **£343.07** OVER 30,000 hrs

ENERGY SAVING COMPARISON:

18W LED Downlight vs 2 x 26W Compact & Control Gear [I2W]

**FROM
£17.75
+VAT**

LED Low Profile Commercial Downlights IP20

- White body with opal polycarbonate diffuser
- Ideal replacement for existing CFL fixtures
- Mounted: Recessed
- Lamp life: 25,000 hrs



2 YEARS
GUARANTEE

Includes:

- Plug-and-play driver

Code	Wattage	Lumens	Depth	Ø	Cut Out Ø	1+	10+
Cool White – 4000K							
2634-4567	6W	450 lm	21 mm	128 mm	115 mm	£10.85	£10.30
2634-4558	12W	900 lm	21 mm	170 mm	150 mm	£13.95	£13.40
2634-4561	18W	1600 lm	21 mm	229 mm	210 mm	£17.40	£16.70
2634-4564	24W	1900 lm	21 mm	298 mm	280 mm	£27.75	£27.05

kgCO₂e SAVING

UP TO **238.05** OVER 25,000 hrs
kgCO₂e

YOU SAVE

UP TO **£285.89** OVER 25,000 hrs

ENERGY SAVING COMPARISON:

18W LED Downlight vs 2 x 26W Compact & Control Gear (12W)

FROM
£10.85
+VAT

4.1W Maintained Emergency Conversion Kit IP20

- All-in-one emergency conversion kit for Fusion Low Profile LED circular downlights
- Lithium-ion phosphate [LiFePO₄] battery offers excellent reliability
- Plug-and-play connections
- Manual test button
- Emergency duration: 3 hrs



2 YEARS
GUARANTEE

Code	Length	Width	Depth	1+	3+
2634-4570	213 mm	95 mm	40 mm	£51.50	£49.50

ONLY
£51.50
+VAT

Sustainable Electrical Waste Recycling

**waste
experts**
flexible - reliable - responsible

Protecting our future, together

CEF are the **only electrical distributor in the UK** with an in-house electrical waste recycling facility, offering a complete one-stop recycling service and ensuring compliance with all current legislation.

Did you know?

- We recycle **over 1 million lamps** each year.
- We recycle **more electrical waste** than any other UK distributor.
- **98%** of the electrical waste we receive is recycled.
- Our nationwide network of **over 390 branches** provides convenient service.



Visit **wasteexperts.co.uk**
for more information



YOUR
ELECTRICAL
EXPERTS

Contact your local branch for more details



5 025110 929190
CEFBANCAT
Pricing shown for illustrative
purposes only.